



BANDSAWS

ECO, FAB, SMART, GENIUS SERIES





Some of the Revolution Machine Tools™ Team

ABOUT REVOLUTION MACHINE TOOLS™

Revolution Machine Tools™ (RMT), founded by long time industry leader Kyle Jorgenson, is a full-service metal fabrication machine tool company. What does full-service mean? It means we have decades of experience helping our customers to not only solve their immediate challenges, but to prepare for or even eliminate future challenges before they even appear. We design, sell, and service a wide variety of machine tools, but our passion is in truly developing solutions and helping our customers become more successful. Our success only occurs when our customers achieve success.

At RMT, service is the foundation of who we are. At every level, we do our best to act like partners with our customers. Helping our partners to not only have the right machines, but also the right processes, the right software, the right training, and of course, the right service technicians to help through any challenges to keep the machines running optimally. The best machine in the world does no good if it goes down.

We are proud of what we have built and stand beside everything we do. We love a challenge and the opportunity to help customers develop solutions that go above and beyond what they thought possible.





RMT offers several innovative machines including Fiber Lasers, Press Brakes, Plate Rolls, Ironworkers, Angle Rolls, Hydraulic Presses, Shears, Structural Steel Drills, Bandsaws, Pipe Threading and Beveling, and much more. All RMT product designs are built for durability, precision, repeatability, and speed.

PRE-SALE CONSULTATION

RMT's commitment to service begins with our site assessment consultation. Before we even discuss purchasing equipment we make an assessment of your production area to determine whether the equipment will work well in your manufacturing environment. We look at where the equipment will be placed on the production floor, how it will be brought into the facility, and even ways to make the disposal of scrap and waste easier to remove. We will also recommend the proper installation of our equipment, or we can even come install it for you. More importantly, we can verify adequate electrical, pneumatic or hydraulic requirements and we look at the surrounding equipment to assess if there are any electro-magnetic or vibration interference issues.



We take pleasure in helping make our customers businesses more successful. Many of our customers have become life long friends that have carried over to several generations.



REVOLUTIONARY SERVICE



QUALIFIED SERVICE TECHNICIANS

Join the Revolution with service technicians from Revolution Machine Tools™ that can maintain, troubleshoot and fix your machines. Our goal at RMT is to ensure our customers experience smooth operations and greater return on investment by having their machines repaired and maintained by qualified personnel who are committed to the customer's success.

The service team at Revolution Machine Tools™ is experienced and able to diagnose, repair and install your equipment when you need it. We know that you can't wait for days or weeks to keep your production deadlines, and we are committed to minimizing your downtime and keeping your manufacturing processes moving forward.

PREVENTATIVE MAINTENANCE PROGRAM

Keeping your machines operating at their peak performance is key to successful manufacturing. At Revolution Machine Tools™, we have the right preventative maintenance plan to fit your needs; thus, keeping your machines performing at their most efficient levels.



Our service technicians will create the perfect preventative maintenance plan for you. They will evaluate your machines and provide you with a customized maintenance plan. Each plan will include general maintenance, safety evaluations, suggested repairs and part replacement.

SERVICE WHEN YOU NEED IT

You can count on Revolution Machine Tools™ to be there when you need them. How many times have you needed customer service for a machine breakdown? Each and every breakdown equates to a loss in opportunity cost and profit. At Revolution Machine Tools™, we are committed to making sure you get the most out of your equipment, and when it does breakdown, providing repair services in a timely manner.

So, if you are in need of a troubleshooting or repair, you can reach a service technician by phone or email and we will strive to respond quickly. You don't need help in two days, you need it now. You can count on Revolution Machine Tools™ because we are committed to getting you up and running when and where you need us.



SERVICE HOTLINE
844-RMT-SERV (768-7378)
SERVICE@RMTUS.COM

PARTS & TOOLING



SUPERIOR PARTS AND TOOLING

Every machine used in the chipping, fabrication and forming of metal has consumables and tooling to keep them performing efficiently. These consumables and tools range from hydraulic oil, laser nozzle tips, replacement parts, software and more. Making sure you have the right products to take care of your machines is what we at Revolution Machine Tools™ specialize in. We stock the highest grade consumables, replacement parts and tooling to fit your needs; and, if on the rare occasion we don't have the part, we most likely know where to find it.

Our parts and tooling department is constantly looking for ways to maximize the potential of your machines. Specialized tooling can be ordered and shipped to your location. We have qualified customer service representatives who can help you find solutions and answers to your manufacturing needs.

Revolution Machine Tools™ and its staff are committed to providing you the most effective service possible. We encourage you to call, even if we don't carry your brand of machine, and see if we can support you in making sure you have the right parts and tooling to fulfill your production goals and needs.

REPLACEMENT PARTS AND ACCESSORIES



REPLACEMENT BLADES



LUBRICATION



MACHINE PARTS

REVOLUTION MACHINE TOOLS™ PARTS AND TOOLING:
844.768.4636 or PARTS @RMTUS.com

844-768-4636 / www.RMTUS.com 5



BENEFITS OF RMT™ BANDSAWS

Revolution Machine Tools™ offers bandsaws with a range of capacities to cover nearly every project imaginable for a small, medium or even fairly large shop, and with a price range that satisfies both the hobbyist and the perfectionist alike.

As with most RMT lines of machines, the bandsaws offered by Revolution Machine Tools™ are separated into different series based on their characteristics; in the case of their bandsaw line, it is the level of automation.

- The S-ECO™ Series of manual bandsaws offer RMT™ quality at an affordable price. These pivot-type bandsaws are available in both single and double miter versions.
- The S-FAB™ Series of semi-automatic bandsaws offer straight cut, single miter and double miter in pivot and dual column designs with cutting capacities that range up to 60.2" x 60.2" (S-FAB™ C 60-60 model).
- The S-SMART™ Series of automatic bandsaws are available in a range of cutting capacities from 9" up to 32" in round stock. While most are straight-cut saws, a couple models offer single miter. The smaller S-SMART™ machines are pivot-type saws, while the larger models are dual column.
- The S-GENIUS™ Series of "super automatic" bandsaws goes a step beyond standard automation to offer a precision metal-cutting experience unheard of with most dual column straight cut saws.

Like every piece of equipment Revolution Machine Tools™ sells, their bandsaw lineup offers the same guarantees of quality and support. From a pre-sale consultation to make sure the machine is the right match for the shop and its workload to continual service until the saw reaches the end of its life expectancy—and likely a long way beyond—RMT™ stands by every bandsaw they sell.

RMT's factory-trained service technicians can diagnose and resolve every issue with a customer's bandsaw (or press brake or fiber laser) and maintenance contracts are available to help keep saws in peak operating condition and reduce the likelihood of costly surprises.

RMT's staff of inhouse parts and tooling specialists can ship a replacement component at a moment's notice and have all necessary blades, coolant and other high-grade consumables in-stock to keep every customer up and running.

Whether the purchase is the smallest manual bandsaw or the largest fiber laser, the team at Revolution Machine Tools™ are committed to their customers' continuing success long past the sale.



BANDSAW SERIES



ECO™ SERIES

Manual Bandsaws

Single Miter See page 10

Double Miter See pages 8, 9



FAB™ SERIES

Semi-Automatic Bandsaws

Straight Cut See pages 24, 25, 26

Single Miter See pages 12, 13, 19, 20, 23

Double Miter See pages 11, 14, 15, 16, 17, 18, 21, 22



SMART™ SERIES

Automatic Bandsaws

Straight Cut See pages 27, 29, 31, 34, 35, 36, 37, 38

Single Miter See pages 28, 30, 33

Double Miter See page 32



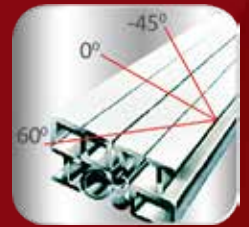
GENIUS™ SERIES

CNC Bandsaws

Straight Cut See pages 39, 40



S-ECO™ PDM 9-12



Manual Pivot Type Double Miter Bandsaw

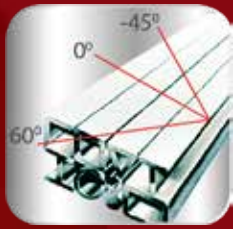
STANDARD

- Control panel
- Blade brush
- Material length stop
- Security switch
- Hydromechanical blade tension
- Coolant pump
- Infinite variable speed inverter
- Single phase - 220V 1 phase power

OPTIONAL

- Dropsa air/oil clean lubrication system
- Micromist cooling
- Stand
- 4ft roller table
- 10ft roller table
- 10ft motorized roller table
- 208V, 230V, 440V, 460V, or 480V 3 phase power

S-ECO PDM 9-12		Metric	US
Capacity at 0°	Round	229 mm	9" in
	Flat (H x W)	229 x 305 mm	9" x 12" in
	Square	229 mm	9" in
Capacity at 45°	Round	229 mm	9" in
	Flat (H x W)	229 x 203 mm	9" x 8" in
	Square	203 mm	8" in
Capacity at 60°	Round	140 mm	5.5" in
	Flat (H x W)	229 x 140 mm	9" x 5.5" in
	Square	140 mm	5.5" in
Capacity at -45°	Round	180 mm	9" in
	Flat (H x W)	100 x 230 mm	9" x 8" in
	Square	150 mm	8" in
Cutting Speeds		35 - 70 m/min	114 - 229 ft/min
Band Dims.		2730 x 27 mm	107.5" x 1" in
Main Motor		1.3 kW	1.75 HP
Hydraulic Motor		-	-
Weight		415 kg	915 lbs
Machine Dims.	Length	1350 mm	54" in
	Width	700 mm	28" in
	Height	1300 mm	52" in



S-ECO™ PDM 10-14



Manual Pivot Type Double Miter Bandsaw

S-ECO PDM 10-14		Metric	US
Capacity at 0°	Round	270 mm	10.6" in
	Flat (H x W)	250 x 360 mm	10" x 14" in
	Square	270 mm	10" in
Capacity at 45°	Round	240 mm	9.4" in
	Flat (H x W)	200 x 270 mm	7.8" x 10.6" in
	Square	170 mm	6.7" in
Capacity at 60°	Round	150 mm	5.9" in
	Flat (H x W)	100 x 150 mm	3.9" x 5.9" in
	Square	100 mm	3.9" in
Capacity at -45°	Round	210 mm	9.4" in
	Flat (H x W)	210 x 270 mm	7.8" x 10.6" in
	Square	180 mm	6.7" in
Cutting Speeds		20 - 100 m/min	65 - 328 ft/min
Band Dims.		3160 x 27 mm	124.4" x 1" in
Main Motor		1.5 kW	2 HP
Hydraulic Motor		-	-
Weight		476 kg	1049 lbs
Machine Dims.	Length	1730 mm	69" in
	Width	770 mm	31" in
	Height	1550 mm	62" in

STANDARD


- Control panel
- Blade brush
- Material length stop
- Security switch
- Siti heavy duty gearbox
- Hydromechanical blade tension
- Coolant pump
- Infinite variable speed inverter
- 220V or 440V 3 phase power

OPTIONAL

- Dropsa air/oil clean lubrication system
- Single phase power
- Micromist cooling
- Stand
- 4ft roller table
- 10ft roller table
- 10ft motorized roller table
- Single phase - 220V 1 phase power

Due to ongoing product development, machine specifications can change at any time

844-768-4636 / www.RMTUS.com 9



Manual Pivot Type Single Miter Bandsaw

STANDARD

- Control panel
- Blade brush
- Material length stop
- Security switch
- SITI heavy duty gearbox
- Infinite variable speed inverter
- Hydromechanical blade tension
- Coolant pump
- 4ft roller table
- 220V or 440V 3 phase power

OPTIONAL

- Dropsa air/oil clean lubrication system
- Micromist cooling
- 10ft roller table
- 10ft motorized roller table
- Single phase - 220V 1 phase power

S-ECO PDM 12-13		Metric	US
Capacity at 0°	Round	320 mm	12.6" in
	Flat (H x W)	320 x 350 mm	12.6" x 13.7" in
	Square	320 mm	12.6" in
Capacity at 30°	Round	300 mm	11.8" in
	Flat (H x W)	200 x 300 mm	7.8" x 11.8" in
	Square	250 mm	9.8" in
Capacity at 45°	Round	260 mm	10.2" in
	Flat (H x W)	180 x 250 mm	7.1" x 9.8" in
	Square	180 mm	7.1" in
Capacity at 60°	Round	160 mm	6.3" in
	Flat (H x W)	150 x 150 mm	5.9" x 5.9" in
	Square	150 mm	5.9" in
Cutting Speeds		20 - 100 m/min	65 - 328 ft/min
Band Dims.		3660 x 27 mm	164.8" x 1" in
Main Motor		2.2 kW	3 HP
Hydraulic Motor		-	-
Weight		960 kg	2116 lbs
Machine Dims.	Length	1900 mm	75" in
	Width	1200 mm	48" in
	Height	1350 mm	54" in



S-FAB™ PDM 9-12



Manual Pivot Type Double Miter Bandsaw

S-FAB PDM 9-12		Metric	US
Capacity at 0°	Round	230 mm	9.1" in
	Flat (H x W)	130 x 320 mm	9" x 12.5" in
	Square	230 mm	9.1" in
Capacity at 45°	Round	210 mm	8.3" in
	Flat (H x W)	160 x 230 mm	6.2" x 9" in
	Square	180 mm	7.1" in
Capacity at 60°	Round	120 mm	4.7" in
	Flat (H x W)	100 x 120 mm	3.9" x 4.7" in
	Square	100 mm	3.9" in
Capacity at -45°	Round	180 mm	8.3" in
	Flat (H x W)	100 x 230 mm	6.2" x 9" in
	Square	150 mm	7.1" in
Cutting Speeds		35 - 70 m/min	114 - 229 ft/min
Band Dims.		2730 x 27 mm	107" x 1" in
Main Motor		1.3 kW	1.75 HP
Hydraulic Motor		-	-
Weight		415 kg	915 lbs
Machine Dims.	Length	1350 mm	54" in
	Width	700 mm	28" in
	Height	1300 mm	52" in

STANDARD

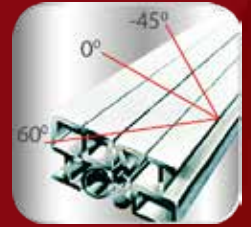
- Control panel
- Blade brush
- Material length stop
- Security switch
- Siti heavy duty gearbox
- Infinite variable speed inverter
- Hydromechanical blade tension
- Coolant pump
- 4ft roller table
- 220V or 440V 3 phase power

OPTIONAL

- Dropsa air/oil clean lubrication system
- Micromist cooling
- 10ft roller table
- 10ft motorized roller table
- Single phase - 220V 1 phase power

Due to ongoing product development, machine specifications can change at any time

844-768-4636 / www.RMTUS.com 11



Semi-Automatic Pivot Type Single Miter Bandsaw


STANDARD

- Control panel
- Blade brush
- Material length stop
- Security switch
- Height adjustment switch
- Siti heavy duty gearbox
- Infinite variable speed inverter
- Sensitive pressure control
- Hydromechanical blade tension
- Coolant pump
- 4ft roller table
- 230V or 440V 3 phase power

OPTIONAL

- Hydraulic vise
- Hydraulic blade tension
- Hydraulic top clamping
- Dropsa air/oil clean lubrication system
- Micromist cooling
- 10ft roller table
- 10ft motorized roller table
- Single phase - 220V 1 phase power

S-FAB PDM 10-14		Metric	US
Capacity at 0°	Round	270 mm	10" in
	Flat (H x W)	220 x 350 mm	10" x 12.5" in
	Square	270 mm	10" in
Capacity at 45°	Round	240 mm	9.5" in
	Flat (H x W)	200 x 270 mm	7.9" x 10" in
	Square	200 mm	7.9" in
Capacity at 60°	Round	150 mm	5.9" in
	Flat (H x W)	100 x 150 mm	3.9" x 5.9" in
	Square	180 mm	7.1" in
Capacity at -45°	Round	210 mm	8.3" in
	Flat (H x W)	210 x 270 mm	8.3" x 10" in
	Square	210 mm	8.3" in
Cutting Speeds		20 - 100 m/min	66 - 328 ft/min
Band Dims.		3160 x 27 mm	125" x 1" in
Main Motor		1.5 kW	2 HP
Hydraulic Motor		.37 kW	.5 HP
Weight		525 kg	1157 lbs
Machine Dims.	Length	1730 mm	68" in
	Width	770 mm	30" in
	Height	1460 mm	58" in



S-FAB™ PM 12-24



Semi-Automatic Pivot Type Single Miter Bandsaw

S-FAB PM 12-24		Metric	US
Capacity at 0°	Round	320 mm	12.6" in
	Flat (H x W)	320 x 610 mm	12.6" x 24" in
	Square	320 mm	12.6" in
Capacity at 15°	Round	320 mm	12.6" in
	Flat (H x W)	320 x 580 mm	12.6" x 22.8" in
	Square	320 mm	12.6" in
Capacity at 30°	Round	320 mm	12.6" in
	Flat (H x W)	320 x 510 mm	12.6" x 20" in
	Square	320 mm	12.6" in
Capacity at 45°	Round	320 mm	12.6" in
	Flat (H x W)	320 x 355 mm	12.6" x 13.9" in
	Square	320 mm	12.6" in
Capacity at 60°	Round	260 mm	10.2" in
	Flat (H x W)	200 x 280 mm	7.8" x 11" in
	Square	225 mm	8.9" in
Cutting Speeds		20 - 100 m/min	65 - 328 ft/min
Band Dims.		4160 x 34 mm	164" x 1.25" in
Main Motor		3 kW	4 HP
Hydraulic Motor		0.37 kW	0.5 HP
Weight		1165 kg	2568 lbs
Machine Dims.	Length	2100 mm	83" in
	Width	1200 mm	48" in
	Height	1350 mm	54" in

STANDARD

- Control panel
- Blade brush
- Material length stop
- Security switch
- Height adjustment switch
- Siti heavy duty gearbox
- Infinite variable speed inverter
- Sensitive pressure control
- Hydromechanical blade tension
- Coolant pump
- 4ft roller table
- 230V or 440V 3 phase power


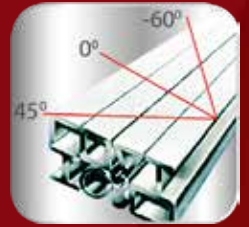
OPTIONAL

- Hydraulic vise
- Hydraulic blade tension
- Hydraulic top clamping
- Dropsa air/oil clean lubrication system
- Micromist cooling
- 10ft roller table
- 10ft motorized roller table
- Single phase - 220V 1 phase power

Due to ongoing product development, machine specifications can change at any time

844-768-4636 / www.RMTUS.com 13

S-FAB™ PDM 13-18



Double Miter
Sliding Vise



Pull Out Easy Access
Coolant System

Semi-Automatic Pivot Type Double Miter Bandsaw


STANDARD

- Control panel
- Blade brush
- Hydraulic vise
- Material length stop
- Security switch
- Height adjustment switch
- SITI heavy duty gearbox
- Infinite variable speed inverter
- Sensitive pressure control
- Hydromechanical blade tension
- Optical saw height adjustment
- Anti vibration cylinder
- Coolant pump
- Digital angle readout
- 230V or 440V 3 phase power

OPTIONAL

- Hydraulic blade tension
- Dropsa air/oil clean lubrication system
- Micromist cooling
- 10ft roller table
- 10ft motorized roller table
- Laser line
- Single phase - 220V 1 phase power

S-FAB PDM 13-18		Metric	US
Capacity at 0°	Round	330 mm	13" in
	Flat (H x W)	450 x 320 mm	13" x 18" in
	Square	320 mm	12.6" in
Capacity at 30°	Round	320 mm	12.6" in
	Flat (H x W)	410 x 320 mm	16.1" x 12.6" in
	Square	320 mm	12.6" in
Capacity at 45°	Round	320 mm	12.6" in
	Flat (H x W)	330 x 320 mm	13" x 12.6" in
	Square	320 mm	12.6" in
Capacity at -30°	Round	320 mm	12.6" in
	Flat (H x W)	420 x 320 mm	16.5" x 12.6" in
	Square	320 mm	12.6" in
Capacity at -45°	Round	320 mm	12.6" in
	Flat (H x W)	340 x 320 mm	13.4" x 12.6" in
	Square	320 mm	12.6" in
Capacity at -60°	Round	240 mm	9.5" in
	Flat (H x W)	230 x 220 mm	9.1" x 8.7" in
	Square	220 mm	8.7" in
Cutting Speeds		20 - 100 m/min	65 - 328 ft/min
Band Dims.		4160 x 34 mm	163" x 1.25" in
Main Motor		2.2 kW	3 HP
Hydraulic Motor		0.37 kW	0.5 HP
Weight		1030 kg	2271 lbs
Machine Dims.	Length	2230 mm	88" in
	Width	880 mm	35" in
	Height	1890 mm	74" in



S-FAB™ PDM 14-24



Semi-Automatic Pivot Type Double Miter Bandsaw

S-FAB PDM 14-24		Metric	US
Capacity at 0°	Round	360 mm	14.2" in
	Flat (H x W)	360 x 610 mm	14.2" x 24" in
	Square	360 mm	14.2" in
Capacity at 30°	Round	360 mm	14.2" in
	Flat (H x W)	360 x 610 mm	14.2" x 24" in
	Square	360 mm	14.2" in
Capacity at 45°	Round	360 mm	14.2" in
	Flat (H x W)	360 x 490 mm	14.2" x 19.3" in
	Square	360 mm	14.2" in
Capacity at 60°	Round	340 mm	13.4" in
	Flat (H x W)	360 x 300 mm	14.2" x 11.8" in
	Square	300 mm	11.8" in
Capacity at -30°	Round	360 mm	14.2" in
	Flat (H x W)	360 x 610 mm	14.2" x 24" in
	Square	360 mm	14.2" in
Capacity at -45°	Round	360 mm	14.2" in
	Flat (H x W)	360 x 490 mm	14.2" x 19.3" in
	Square	360 mm	14.2" in
Capacity at -60°	Round	360 mm	14.2" in
	Flat (H x W)	360 x 360 mm	14.2" x 14.2" in
	Square	360 mm	14.2" in
Cutting Speeds	20 - 100 m/min	65 - 328 ft/min	
Band Dims.	5000 x 34 mm	197" x 1.25" in	
Main Motor	4 kW	5.5 HP	
Hydraulic Motor	0.55 kW	0.75 HP	
Weight	1460 kg	3219 lbs	
Machine Dims.	Length	2750 mm	109" in
	Width	1210 mm	48" in
	Height	1870 mm	74" in

STANDARD

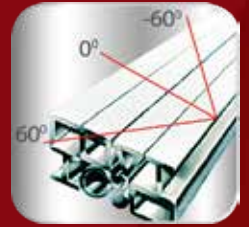
- Control panel
- Blade brush
- Hydraulic vise
- Material length stop
- Security switch
- Height adjustment switch
- SITI heavy duty gearbox
- Infinite variable speed inverter
- Sensitive pressure control
- Hydromechanical blade tension
- Optical saw height adjustment
- Anti vibration cylinder
- Coolant pump
- 230V or 440V 3 phase power

OPTIONAL

- Hydraulic blade tension
- Dropsa air/oil clean lubrication system
- Micromist cooling
- 10ft roller table
- 10ft motorized roller table
- Laser line
- Single phase - 220V 1 phase power

Due to ongoing product development, machine specifications can change at any time

844-768-4636 / www.RMTUS.com 15



Semi-Automatic Column Type Double Miter Bandsaw


STANDARD

- Control panel
- Blade brush
- Hydraulic vise
- Security switch
- Height adjustment switch
- SITI heavy duty gearbox
- Infinite variable speed inverter
- Sensitive pressure control
- Hydromechanical blade tension
- Anti vibration cylinder
- Coolant pump
- 230V or 440V 3 phase power

OPTIONAL

- NC control panel
- Hydraulic blade tension
- Dropsa air/oil clean lubrication system
- Micromist cooling
- 10ft roller table
- 10ft motorized roller table
- Laser line
- Single phase - 220V 1 phase power

S-FAB CDM 14-25		Metric	US
Capacity at 0°	Round	360 mm	14.2" in
	Flat (H x W)	360 x 640 mm	14.2" x 25.1" in
	Square	360 mm	14.2" in
Capacity at 30°	Round	630 mm	14.2" in
	Flat (H x W)	360 x 510 mm	14.2" x 20" in
	Square	360 mm	14.2" in
Capacity at 45°	Round	360 mm	14.2" in
	Flat (H x W)	360 x 390 mm	14.2" x 15.3" in
	Square	360 mm	14.2" in
Capacity at 60°	Round	310 mm	12.2" in
	Flat (H x W)	360 x 250 mm	14.2" x 9.8" in
	Square	270 mm	10.6" in
Capacity at -30°	Round	360 mm	14.2" in
	Flat (H x W)	360 x 510 mm	14.2" x 20" in
	Square	360 mm	14.2" in
Capacity at -45°	Round	360 mm	14.2" in
	Flat (H x W)	360 x 390 mm	14.2" x 15.3" in
	Square	360 mm	14.2" in
Cutting Speeds		20 - 100 m/min	65 - 328 ft/min
Band Dims.		5000 x 32 mm	197" x 1.25" in
Main Motor		4 kW	5.5 HP
Hydraulic Motor		1.1 kW	1.5 HP
Weight		1635 kg	3605 lbs
Machine Dims.	Length	3000 mm	119" in
	Width	1200 mm	48" in
	Height	1910 mm	76" in



S-FAB™ PDM 17-24



Semi-Automatic Pivot Type Double Miter Bandsaw

**Numeric Control Available on
S-FAB PDM 17-24**



S-FAB PDM 17-24		Metric	US
Capacity at 0°	Round	440 mm	17.3" in
	Flat (H x W)	440 x 610 mm	17.3" x 24" in
	Square	440 mm	17.3" in
Capacity at 30°	Round	440 mm	17.3" in
	Flat (H x W)	440 x 500 mm	17.3" x 19.7" in
	Square	440 mm	17.3" in
Capacity at 45°	Round	410 mm	16.1" in
	Flat (H x W)	440 x 410 mm	17.3" x 16.1" in
	Square	410 mm	16.1" in
Capacity at 60°	Round	320 mm	12.6" in
	Flat (H x W)	440 x 250 mm	17.3" x 9.8" in
	Square	250 mm	9.8" in
Capacity at -30°	Round	440 mm	17.3" in
	Flat (H x W)	440 x 500 mm	17.3" x 19.7" in
	Square	440 mm	17.3" in
Capacity at -45°	Round	410 mm	16.1" in
	Flat (H x W)	440 x 410 mm	17.3" x 16.1" in
	Square	410 mm	16.1" in
Capacity at -60°	Round	320 mm	12.6" in
	Flat (H x W)	440 x 285 mm	17.3" x 11.2" in
	Square	285 mm	11.2" in
Cutting Speeds	20 - 100 m/min	65 - 328 ft/min	
Band Dims.	5200 x 32 mm	204.7" x 1.25" in	
Main Motor	4 kW	5.5 HP	
Hydraulic Motor	0.55 kW	0.75 HP	
Weight	1540 kg	3395 lbs	
Machine Dims.	Length	2800 mm	111" in
	Width	1210 mm	48" in
	Height	1870 mm	74" in

STANDARD

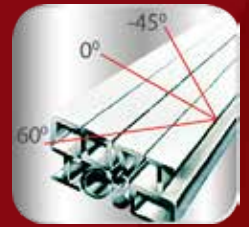
- Control panel
- Blade brush
- Hydraulic vise
- Security switch
- Siti heavy duty gearbox
- Infinite variable speed inverter
- Sensitive pressure control
- Hydromechanical blade tension
- Optical saw height adjustment
- Linear guide rails
- Coolant pump
- 230V or 440V 3 phase power

OPTIONAL

- Hydraulic blade tension
- Hydraulic top clamping
- Dropsa air/oil clean lubrication system
- Micromist cooling
- 10ft roller table
- 10ft motorized roller table
- Laser line
- Single phase - 220V 1 phase power

Due to ongoing product development, machine specifications can change at any time

844-768-4636 / www.RMTUS.com 17



Semi-Automatic Column Type Double Miter Bandsaw


STANDARD

- Control panel
- Blade brush
- Hydraulic vise
- Security switch
- Siti heavy duty gearbox
- Infinite variable speed inverter
- Sensitive pressure control
- Hydromechanical blade tension
- Optical saw height adjustment
- Linear guide rails
- Coolant pump
- Digital angle readout
- 230V or 440V 3 phase power

OPTIONAL

- Hydraulic blade tension
- Hydraulic top clamping
- Dropsa air/oil clean lubrication system
- Micromist cooling
- 10ft roller table
- 10ft motorized roller table
- Laser line
- Single phase - 220V 1 phase power

S-FAB CDM 18-25		Metric	US
Capacity at 0°	Round	457 mm	18" in
	Flat (H x W)	457 x 640 mm	18" x 25.2" in
	Square	457 mm	18" in
Capacity at 30°	Round	457 mm	18" in
	Flat (H x W)	457 x 510 mm	18" x 20" in
	Square	457 mm	18" in
Capacity at 45°	Round	457 mm	18" in
	Flat (H x W)	457 x 400 mm	18" x 15.7" in
	Square	400 mm	15.7" in
Capacity at 60°	Round	250 mm	9.8" in
	Flat (H x W)	457 x 250 mm	18" x 9.8" in
	Square	250 mm	9.8" in
Capacity at -30°	Round	457 mm	18" in
	Flat (H x W)	457 x 510 mm	18" x 20" in
	Square	457 mm	18" in
Capacity at -45°	Round	390 mm	15.4" in
	Flat (H x W)	457 x 390 mm	18" x 15.4" in
	Square	390 mm	15.4" in
Cutting Speeds		20 - 100 m/min	65 - 328 ft/min
Band Dims.		5200 x 41 mm	204.8" x 1.51" in
Main Motor		5.5 kW	7.5 HP
Hydraulic Motor		1.1 kW	1.5 HP
Weight		1780 kg	3924 lbs
Machine Dims.	Length	2100 mm	123" in
	Width	1200 mm	48" in
	Height	1910 mm	76" in



S-FAB™ CM 18-25



Semi-Automatic Column Type Single Miter Bandsaw

STANDARD

- Control panel
- Blade brush
- Hydraulic vise
- Security switch
- Siti heavy duty gearbox
- Infinite variable speed inverter
- Sensitive pressure control
- Digital angle display
- Hydromechanical blade tension
- Optical saw height adjustment
- Linear guide rails
- Coolant pump
- 4ft roller table
- Digital angle readout
- 230V or 440V 3 phase power


OPTIONAL

- Hydraulic blade tension
- Hydraulic top clamping
- Dropsa air/oil clean lubrication system
- Micromist cooling
- 10ft roller table
- 10ft motorized roller table
- Laser line

S-FAB CM 18-25		Metric	US
Capacity at 0°	Round	450 mm	18" in
	Flat (H x W)	695 x 425 mm	27.4" x 16.7" in
	Square	425 mm	16.7" in
Capacity at 30°	Round	450 mm	18" in
	Flat (H x W)	560 x 425 mm	22" x 16.7" in
	Square	425 mm	16.7" in
Capacity at 45°	Round	430 mm	17" in
	Flat (H x W)	430 x 425 mm	17" x 16.7" in
	Square	425 mm	16.7" in
Capacity at 60°	Round	320 mm	12.6" in
	Flat (H x W)	260 x 425 mm	10.3" x 16.7" in
	Square	290 mm	11.4" in
Cutting Speeds		20 - 100 m/min	66 - 328 ft/min
Band Dims.		5400 x 41 mm	212.6" x 1.6" in
Main Motor		4 kW	5.4 HP
Hydraulic Motor		.55 kW	.74 HP
Weight		1630 kg	3594 lbs
Machine Dims.	Length	3090 mm	122" in
	Width	1200 mm	47" in
	Height	1940 mm	76" in

Due to ongoing product development, machine specifications can change at any time

844-768-4636 / www.RMTUS.com 19



Semi-Automatic Column Type Single Miter Bandsaw


STANDARD

- Control panel
- Blade brush
- Hydraulic vise
- Security switch
- SITI heavy duty gearbox
- Infinite variable speed inverter
- Sensitive pressure control
- Digital angle display
- Hydromechanical blade tension
- Optical saw height adjustment
- Linear guide rails
- Coolant pump
- 4ft roller table
- Digital angle readout
- 230V or 440V 3 phase power

OPTIONAL

- Hydraulic blade tension
- Hydraulic top clamping
- Dropsa air/oil clean lubrication system
- Micromist cooling
- 10ft roller table
- 10ft motorized roller table
- Laser line

S-FAB CM 21-29		Metric	US
Capacity at 0°	Round	540 mm	21.3" in
	Flat (H x W)	540 x 750 mm	21.3" x 29.5" in
	Square	540 mm	21.3" in
Capacity at 30°	Round	540 mm	21.3" in
	Flat (H x W)	540 x 600 mm	21.3" x 23.6" in
	Square	540 mm	21.3" in
Capacity at 45°	Round	510 mm	20.1" in
	Flat (H x W)	540 x 450 mm	21.3" x 17.7" in
	Square	450 mm	17.7" in
Capacity at 60°	Round	270 mm	10.6" in
	Flat (H x W)	540 x 250 mm	21.3" x 9.8" in
	Square	250 mm	9.8" in
Cutting Speeds		20 - 100 m/min	66 - 328 ft/min
Band Dims.		6000 x 41 mm	236.2" x 1.5" in
Main Motor		5.5 kW	7.5 HP
Hydraulic Motor		1.1 kW	1.5 HP
Weight		2445 kg	5390 lbs
Machine Dims.	Length	2900 mm	115" in
	Width	1150 mm	46" in
	Height	2130 mm	84" in



S-FAB™ CDM 21-32



Semi-Automatic Column Type Double Miter Bandsaw

STANDARD

- Control panel
- Blade brush
- Hydraulic vise
- Security switch
- Siti heavy duty gearbox
- Infinite variable speed inverter
- Sensitive pressure control
- Hydromechanical blade tension
- Optical saw height adjustment
- Linear guide rails
- Turn table
- Turn table brake
- Proximity switch for sensing blade slippage
- Coolant pump
- Digital angle readout
- 230V or 440V 3 phase power

OPTIONAL

- Hydraulic blade tension
- Hydraulic top clamping
- Dropsa air/oil clean lubrication system
- Micromist cooling
- 10ft roller table
- 10ft motorized roller table
- Laser line
- Chip conveyor


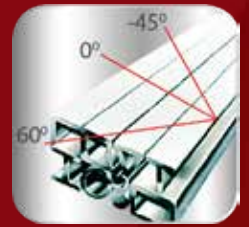
S-FAB CDM 21-32		Metric	US
Capacity at 0°	Round	560 mm	22" in
	Flat (H x W)	540 x 820 mm	21.3" x 32.3" in
	Square	540 mm	21.3" in
Capacity at 30°	Round	560 mm	22" in
	Flat (H x W)	540 x 705 mm	21.3" x 27.8" in
	Square	540 mm	21.3" in
Capacity at 45°	Round	550 mm	21.7" in
	Flat (H x W)	540 x 550 mm	21.3" x 21.7" in
	Square	540 mm	21.3" in
Capacity at 60°	Round	360 mm	14.2" in
	Flat (H x W)	540 x 360 mm	21.3" x 14.2" in
	Square	360 mm	14.2" in
Capacity at -30°	Round	560 mm	22" in
	Flat (H x W)	540 x 705 mm	21.3" x 27.8" in
	Square	540 mm	21.3" in
Capacity at -45°	Round	550 mm	21.7" in
	Flat (H x W)	540 x 550 mm	21.3" x 21.7" in
	Square	540 mm	21.3" in
Cutting Speeds		20 - 100 m/min	65 - 328 ft/min
Band Dims.		6800 x 41 mm	267.7" x 1.5" in
Main Motor		5.5 kW	7.5 HP
Hydraulic Motor		1.1 kW	1.5 HP
Weight		3200 kg	7055 lbs
Machine Dims.	Length	3800 mm	150" in
	Width	1750 mm	69" in
	Height	2350 mm	93" in

Due to ongoing product development, machine specifications can change at any time

844-768-4636 / www.RMTUS.com 21



S-FAB™ CDM 26-39



Semi-Automatic Column Type Double Miter Bandsaw


STANDARD

- Control panel
- Blade brush
- Hydraulic vise
- Security switch
- SITI heavy duty gearbox
- Infinite variable speed inverter
- Sensitive pressure control
- Digital angle display
- Linear guide rails
- Turn table
- Turn table brake
- Hydromechanical blade tension
- Optical saw height adjustment
- Coolant pump
- 4ft roller table
- Digital angle readout
- 230V or 440V 3 phase power

OPTIONAL

- Hydraulic blade tension
- Hydraulic top clamping
- Dropsa air/oil clean lubrication system
- Micromist cooling
- 10ft roller table
- 10ft motorized roller table
- Laser line

S-FAB CDM 26-39		Metric	US
Capacity at 0°	Round	650 mm	25.6" in
	Flat (H x W)	600 x 1000 mm	23.6" x 39.8" in
	Square	600 mm	23.6" in
Capacity at 30°	Round	650 mm	25.6" in
	Flat (H x W)	600 x 840 mm	23.6" x 33" in
	Square	600 mm	23.6" in
Capacity at 45°	Round	650 mm	25.6" in
	Flat (H x W)	600 x 660 mm	23.6" x 26" in
	Square	600 mm	23.6" in
Capacity at 60°	Round	440 mm	17.3" in
	Flat (H x W)	600 x 440 mm	23.6" x 17.3" in
	Square	440 mm	17.3" in
Capacity at -30°	Round	650 mm	25.6" in
	Flat (H x W)	600 x 840 mm	23.6" x 33" in
	Square	600 mm	23.6" in
Capacity at -45°	Round	650 mm	25.6" in
	Flat (H x W)	600 x 660 mm	23.6" x 26" in
	Square	600 mm	23.6" in
Cutting Speeds		20 - 100 m/min	65 - 328 ft/min
Band Dims.		8400 x 54 mm	330.7" x 2" in
Main Motor		7.5 kW	10 HP
Hydraulic Motor		5.5 kW	7.5 HP
Weight		6250 kg	13,779 lbs
Machine Dims.	Length	4750 mm	188" in
	Width	2270 mm	90" in
	Height	2630 mm	104" in



S-FAB™ CM 30-31



Semi-Automatic Column Type Single Miter Bandsaw

STANDARD

- Control panel
- Blade brush
- Hydraulic vise
- Security switch
- Siti heavy duty gearbox
- Infinite variable speed inverter
- Sensitive pressure control
- Digital angle display
- Linear guide rails
- Turn table
- Turn table brake
- Hydromechanical blade tension
- Optical saw height adjustment
- Coolant pump
- 4ft roller table
- Digital angle readout
- 230V or 440V 3 phase power


OPTIONAL

- Hydraulic blade tension
- Hydraulic top clamping
- Dropsa air/oil clean lubrication system
- Micromist cooling
- 10ft roller table
- 10ft motorized roller table
- Laser line

S-FAB CM 30-31		Metric	US
Capacity at 0°	Round	810 mm	31.9" in
	Flat (H x W)	770 x 810 mm	30.3" x 31.9" in
	Square	770 mm	30.3" in
Capacity at 30°	Round	700 mm	27.6" in
	Flat (H x W)	770 x 700 mm	30.3" x 27.6" in
	Square	700 mm	27.6" in
Capacity at 45°	Round	555 mm	21.9" in
	Flat (H x W)	770 x 555 mm	30.3" x 21.9" in
	Square	555 mm	21.9" in
Capacity at 60°	Round	320 mm	12.6" in
	Flat (H x W)	770 x 310 mm	30.3" x 12.2" in
	Square	310 mm	12.2" in
Cutting Speeds		20 - 100 m/min	65 - 328 ft/min
Band Dims.		8400 x 41 mm	331" x 1.5" in
Main Motor		7.5 kW	10 HP
Hydraulic Motor		1.5 kW	2 HP
Weight		4050 kg	8929 lbs
Machine Dims.	Length	4020 mm	159" in
	Width	1630 mm	65" in
	Height	2570 mm	102" in

Due to ongoing product development, machine specifications can change at any time

844-768-4636 / www.RMTUS.com 23



Semi-Automatic Column Type Bandsaw


STANDARD

- Control panel
- Blade brush
- Hydraulic vise
- Security switch
- Height adjustment switch
- SITI heavy duty gearbox
- Infinite variable speed inverter
- Sensitive pressure control
- Linear guide rails
- Hydromechanical blade tension
- Optical saw height adjustment
- Coolant pump
- 230V or 440V 3 phase power

OPTIONAL

- Hydraulic blade tension
- Hydraulic top clamping
- Dropsa air/oil clean lubrication system
- Micromist cooling
- 10ft roller table
- 10ft motorized roller table
- Laser line
- Inclined blade angle
- Miter base

S-FAB C 40-40		Metric	US
Capacity at 0°	Round	1020 mm	40.2" in
	Flat (H x W)	1020 x 1020 mm	40.2" x 40.2" in
	Square	1020 mm	40.2" in
Capacity at 45°	Round	675 mm	26.6" in
	Flat (H x W)	1020 x 675 mm	40.2" x 26.6" in
	Square	675 mm	26.6" in
Cutting Speeds		20 - 100 m/min	65 - 328 ft/min
Band Dims.		9500 x 54 mm	374" x 2" in
Main Motor		11 kW	15 HP
Hydraulic Motor		3 kW	4 HP
Weight		5860 kg	12,919 lbs
Machine Dims.	Length	4500 mm	178" in
	Width	1700 mm	67" in
	Height	2750 mm	109" in



S-FAB™ C 43-90



Semi-Automatic Column Type Bandsaw

STANDARD

- Control panel
- Blade brush
- Hydraulic vise
- Second vise (S-FAB C 60-60)
- Security switch
- Siti heavy duty gearbox
- Infinite variable speed inverter
- Sensitive pressure control
- Linear guide rails
- Hydraulic blade tension
- Optical saw height adjustment
- Chip conveyor
- Proximity switch for sensing blade slippage
- Coolant pump
- 4ft roller table
- 230V or 440V 3 phase power

OPTIONAL

- Hydraulic top clamping
- Dropsa air/oil clean lubrication system
- Micromist cooling
- 10ft roller table
- 10ft motorized roller table
- Laser line
- Inclined blade angle
- Miter base

S-FAB C 43-90		Metric	US
Capacity at 0°	Round	1100 mm	43.3" in
	Flat (H x W)	1100 x 2300 mm	43.3" x 90.5" in
	Square	1300 mm	51.2" in
Cutting Speeds		20 - 100 m/min	65 - 328 ft/min
Band Dims.		13100 x 80 mm	460.7" x 2.5" in
Main Motor		15 kW	20 HP
Hydraulic Motor		7.5 kW	10 HP
Weight		15700 kg	34613 lbs
Machine Dims.	Length	7700 mm	303" in
	Width	1250 mm	19" in
	Height	3400 mm	134" in



Due to ongoing product development, machine specifications can change at any time

844-768-4636 / www.RMTUS.com 25



S-FAB™ C 51-51

S-FAB™ C 60-60



Semi-Automatic Column Type Bandsaw



STANDARD


- Control panel
- Motorized blade brush (S-FAB C 60-60)
- Hydraulic vise
- Second vise (S-FAB C 60-60)
- Security switch
- SITI heavy duty gearbox
- Infinite variable speed inverter
- Sensitive pressure control
- Linear guide rails
- Hydraulic blade tension
- Optical saw height adjustment
- Chip conveyor
- Proximity switch for sensing blade slippage
- Coolant pump
- 230V or 440V 3 phase power

OPTIONAL

- Hydraulic top clamping
- Dropsa air/oil clean lubrication system
- Micromist cooling
- 10ft roller table
- 10ft motorized roller table
- Laser line
- Inclined blade angle
- Miter base



S-FAB C 51-51		Metric	US
Capacity at 0°	Round	1300 mm	51.2" in
	Flat (H x W)	1300 x 1300 mm	51.2" x 51.2" in
	Square	1300 mm	51.2" in
Cutting Speeds		20 - 100 m/min	65 - 328 ft/min
Band Dims.		11700 x 67 mm	460.7" x 2.5" in
Main Motor		15 kW	20 HP
Hydraulic Motor		7.5 kW	10 HP
Weight		11500 kg	25353 lbs
Machine Dims.	Length	5300 mm	209" in
	Width	1500 mm	60" in
	Height	3175 mm	125" in



S-SMART™ P 9-9



S-SMART™ P 9-9



Automatic Pivot Type Straight Cutting Bandsaw

S-SMART P 9-9		Metric	US
Capacity at 0°	Round	230 mm	9" in
	Flat (H x W)	240 x 230 mm	9.5" x 9" in
	Square	230 mm	9" in
Cutting Speeds		20 - 100 m/min	65 - 328 ft/min
Band Dims.		3660 x 27 mm	144" x 1" in
Main Motor		1.5 kW	2 HP
Hydraulic Motor		0.37 kW	0.5 HP
Feed Motor		0.25 kW	0.34 kW
Weight		530 kg	1166 lbs
Machine Dims.	Length	1700 mm	67" in
	Width	800 mm	31" in
	Height	1160 mm	46" in

S-SMART P 11-12		Metric	US
Capacity at 0°	Round	320 mm	12.6" in
	Flat (H x W)	300 x 320 mm	11.8" x 12.6" in
	Square	300 mm	11.8" in
Cutting Speeds		20 - 100 m/min	65 - 328 ft/min
Band Dims.		3660 x 27 mm	144" x 1" in
Main Motor		2.2 kW	3 HP
Hydraulic Motor		0.37 kW	0.5 HP
Feed Motor		0.25 kW	0.34 kW
Weight		765 kg	1687 lbs
Machine Dims.	Length	1900 mm	75" in
	Width	850 mm	34" in
	Height	1300 mm	51" in


STANDARD

- Control panel
- Blade brush
- Hydraulic vise
- PLC controller encoder
- Height adjustment switch
- Security switch
- Siti heavy duty gearbox
- Infinite variable speed inverter
- Sensitive pressure control
- Hydromechanical blade tension
- Coolant pump
- Mechanical top clamping
- Anti vibration cylinder
- 230V or 440V 3 phase power

OPTIONAL

- Hydraulic blade tension
- Hydraulic top clamping
- Dropsa air/oil clean lubrication system
- Micromist cooling
- 4ft roller table
- 10ft roller table
- Single phase - 220V 1 phase power

Due to ongoing product development, machine specifications can change at any time



Automatic Pivot Type Single Miter Bandsaw


STANDARD

- Control panel NC
- Blade brush
- Hydraulic vise
- Hydraulic feeding vise
- Security switch
- Height adjustment switch
- SITI heavy duty gearbox
- Infinite variable speed inverter
- Sensitive pressure control
- Hydromechanical blade tension
- Coolant pump
- Anti vibration cylinder
- Double action feeding vise
- 230V or 440V 3 phase power

OPTIONAL

- Hydraulic blade tension
- Hydraulic top clamping
- Dropsa air/oil clean lubrication system
- Micromist cooling
- 10 ft roller table
- 10 ft motorized roller table
- Single phase - 220V 1 phase power

S-SMART PM 12-24		Metric	US
Capacity at 0°	Round	320 mm	12.6" in
	Flat (H x W)	320 x 610 mm	12.6" x 24" in
	Square	320 mm	12.6" in
Capacity at -75°	Round	320 mm	12.6" in
	Flat (H x W)	320 x 580 mm	12.6" x 22.8" in
	Square	320 mm	12.6" in
Capacity at -60°	Round	320 mm	12.6" in
	Flat (H x W)	320 x 510 mm	12.6" x 20" in
	Square	320 mm	12.6" in
Capacity at -45°	Round	320 mm	12.6" in
	Flat (H x W)	320 x 355 mm	12.6" x 14" in
	Square	320 mm	12.6" in
Capacity at -30°	Round	260 mm	10.2" in
	Flat (H x W)	200 x 280 mm	7.9" x 11" in
	Square	225 mm	8.9" in
Cutting Speeds		20 - 100 m/min	65 - 328 ft/min
Band Dims.		4160 x 34 mm	163.8" x 1.25" in
Main Motor		3 kW	4 HP
Hydraulic Motor		1.1 kW	1.5 HP
Weight		2060 kg	4542 lbs
Machine Dims.	Length	2370 mm	94" in
	Width	2400 mm	95" in
	Height	1500 mm	60" in



S-SMART™ CS 13-14 NC



Automatic Column Type Straight Cutting Bandsaw

STANDARD

- NC control panel
- Blade brush
- Double action hydraulic fixed vise
- Double action hydraulic feeding vise with servo motor traveling
- Split vise
- Security switch
- Planetary gearbox
- Infinite variable speed inverter
- Sensitive pressure control
- Hydromechanical blade tension
- Linear guide rails
- Optical saw height adjustment
- Coolant pump
- 230V or 440V 3 phase power


OPTIONAL

- Hydraulic blade tension
- Hydraulic top clamping
- Dropsa air/oil clean lubrication
- Hexagonal vise for bundle cutting
- Microspray cooling
- 10ft roller table
- 10ft motorized roller table
- Single phase - 220V 1 phase power

S-SMART CS 13-14		Metric	US
Capacity at 0°	Round	330 mm	13" in
	Flat (H x W)	330 x 360 mm	13" x 14.1" in
	Square	330 mm	13" in
Cutting Speeds		20 - 100 m/min	65 - 328 ft/min
Band Dims.		4380 x 34 mm	172" x 1.25" in
Main Motor		3 kW	4 HP
Hydraulic Motor		1.5 kW	2.2 HP
Coolant Motor		0.12 kW	0.16 HP
Material Feeding Servo Motor		1 kW	1.5 HP
Weight		2120 kg	4674 lbs
Machine Dims.	Length	2300 mm	91" in
	Width	1560 mm	62" in
	Height	1850 mm	73" in

Due to ongoing product development, machine specifications can change at any time

844-768-4636 / www.RMTUS.com 29



Automatic Pivot Type Single Miter Bandsaw


STANDARD

- Control panel NC
- Blade brush
- Hydraulic vise
- Hydraulic feeding vise
- Security switch
- Height adjustment switch
- Siti heavy duty gearbox
- Infinite variable speed inverter
- Sensitive pressure control
- Hydromechanical blade tension
- Coolant pump
- Anti vibration cylinder
- Double action feeding vise
- 230V or 440V 3 phase power

OPTIONAL

- Hydraulic blade tension
- Hydraulic top clamping
- Dropsa air/oil clean lubrication system
- Micromist cooling
- 10 ft roller table
- 10 ft motorized roller table
- Single phase - 220V 1 phase power

S-SMART PM 13-15		Metric	US
Capacity at 0°	Round	350 mm	13" in
	Flat (H x W)	350 x 400 mm	13" x 15" in
	Square	350 mm	13" in
Capacity at 30°	Round	350 mm	13" in
	Flat (H x W)	350 x 400 mm	13" x 15" in
	Square	350 mm	13" in
Capacity at 45°	Round	320 mm	13" in
	Flat (H x W)	290 x 300 mm	11.4" x 11.8" in
	Square	290 mm	11.4" in
Cutting Speeds		20 - 100 m/min	65 - 328 ft/min
Band Dims.		4160 x 34 mm	164" x 1.34" in
Main Motor		2.2 kW	3 HP
Hydraulic Motor		0.37 kW	0.5 HP
Coolant Motor		0.12 kW	0.2 HP
Weight		1050 kg	2315 lbs
Machine Dims.	Length	2450 mm	97" in
	Width	920 mm	36" in
	Height	2020 mm	80" in



S-SMART™ C18-24



Automatic Column Type Straight Cutting Bandsaw

STANDARD

- NC control panel
- Blade brush
- Hydraulic vise
- Hydraulic feeding vise
- Split vise
- Security switch
- Height adjustment switch
- Material length stop
- Siti heavy duty gearbox
- Infinite variable speed inverter
- Sensitive pressure control
- Hydromechanical blade tension
- Coolant pump
- Linear guide rails
- Proximity switch for sensing blade slippage
- 230V or 440V 3 phase power

OPTIONAL

- Hydraulic blade tension
- Hydraulic top clamping
- Dropsa air/oil clean lubrication system
- Micromist cooling
- 10ft roller table
- 10ft motorized roller table
- Single phase - 220V 1 phase power


S-SMART C 18-24		Metric	US
Capacity at 0°	Round	460 mm	18.1" in
	Flat (H x W)	460 x 610 mm	18.1" x 24" in
	Square	460 mm	18.1" in
Cutting Speeds		20 - 100 m/min	65 - 328 ft/min
Band Dims.		5200 x 41 mm	204.7" x 1.5" in
Main Motor		5.5 kW	7.5 HP
Hydraulic Motor		1.1 kW	1.5 HP
Weight		2700 kg	5952 lbs
Machine Dims.	Length	3100 mm	123" in
	Width	2200 mm	87" in
	Height	1950 mm	77" in

Due to ongoing product development, machine specifications can change at any time

844-768-4636 / www.RMTUS.com 31



S-SMART™ CDMS 18-25 NC



Automatic Column Type Double Miter Cutting Bandsaw


STANDARD

- NC Control panel
- High performance servo motor
- Turn table
- High quality chip brush
- Hydraulic vise
- Security switch
- Siti heavy duty gearbox
- Infinite variable speed inverter
- Sensitive pressure control
- Hydromechanical blade tension
- Optical saw height adjustment
- Linear guide rails
- NC rotation table
- Chip conveyor
- Proximity switch for sensing blade slippage
- Coolant pump
- Servo Feeding System
- 230V or 440V 3 phase power

OPTIONAL

- Hydraulic blade tension
- Hydraulic top clamping
- Hexagonal vises
- Dropsa air/oil clean lubrication system
- Micromist cooling
- 10ft roller table
- 10ft motorized roller table
- 45 degree / 6 degree 3 ft material roller table

S-SMART CDMS 18-25 NC		Metric	US
Capacity at 0°	Round	440 mm	17.3" in
	Flat (H x W)	440 x 640 mm	17.3" x 25.2" in
	Square	440 mm	17.3" in
Capacity at 30°	Round	440 mm	17.3" in
	Flat (H x W)	440 x 605 mm	17.3" x 24" in
	Square	440 mm	17.3" in
Capacity at 45°	Round	440 mm	17.3" in
	Flat (H x W)	495 x 440 mm	17.3" x 7.7" in
	Square	440 mm	17.3" in
Capacity at 60°	Round	325 mm	12.8" in
	Flat (H x W)	440 x 325 mm	17.3" x 12.8" in
	Square	325 mm	12.8" in
Capacity at -30°	Round	440 mm	17.3" in
	Flat (H x W)	440 x 545 mm	17.3" x 21.5" in
	Square	440 mm	17.3" in
Capacity at -45°	Round	425 mm	16.7" in
	Flat (H x W)	440 x 425 mm	17.3" x 16.7" in
	Square	425 mm	16.7" in
Cutting Speeds		20 - 100 m/min	65 - 328 ft/min
Band Dims.		6000 x 41 mm	236.2" x 1.61" in
Main Motor		4 kW	5.4 HP
Hydraulic Motor		1.1 kW	1.5 HP
Weight		3800 kg	8378 lbs
Machine Dims.	Length	3600 mm	142" in
	Width	3005 mm	118" in
	Height	2200 mm	87" in



S-SMART™ CM 21-26



Automatic Column Type Single Miter Bandsaw

STANDARD

- NC control panel
- Blade brush
- Hydraulic vise
- Hydraulic feeding vise
- Security switch
- Siti heavy duty gearbox
- Infinite variable speed inverter
- Sensitive pressure control
- Hydromechanical blade tension
- Coolant pump
- Linear guide rails
- Optical saw height adjustment
- Proximity switch for sensing blade slippage
- 230V or 440V 3 phase power


OPTIONAL

- Hydraulic blade tension
- Hydraulic top clamping
- Dropsa air/oil clean lubrication system
- Micromist cooling
- 10ft roller table
- 10ft motorized roller table

S-SMART CM 21-26		Metric	US
Capacity at 0°	Round	540 mm	21.3" in
	Flat (H x W)	540 x 670 mm	21.3" x 26.4" in
	Square	540 mm	21.3" in
Capacity at 30°	Round	540 mm	21.3" in
	Flat (H x W)	540 x 600 mm	21.3" x 23.6" in
	Square	540 mm	21.3" in
Capacity at 45°	Round	510 mm	20.1" in
	Flat (H x W)	540 x 450 mm	21.3" x 17.7" in
	Square	450 mm	17.7" in
Capacity at 60°	Round	270 mm	10.6" in
	Flat (H x W)	540 x 250 mm	21.3" x 9.8" in
	Square	250 mm	9.8" in
Cutting Speeds		20 - 100 m/min	65 - 328 ft/min
Band Dims.		6000 x 41 mm	236.2" x 1.5" in
Main Motor		5.5 kW	7.5 HP
Hydraulic Motor		1.1 kW	1.5 HP
Weight		3840 kg	8466 lbs
Machine Dims.	Length	3100 mm	123" in
	Width	2350 mm	93" in
	Height	2150 mm	85" in

Due to ongoing product development, machine specifications can change at any time

844-768-4636 / www.RMTUS.com 33



Automatic Column Type Straight Cutting Bandsaw


STANDARD

- NC control panel
- Blade brush
- Hydraulic vise
- Hydraulic feeding vise
- Split vise
- Security switch
- SITI heavy duty gearbox
- Infinite variable speed inverter
- Sensitive pressure control
- Hydromechanical blade tension
- Coolant pump
- Linear guide rails
- Optical saw height adjustment
- Proximity switch for sensing blade slippage
- 230V or 440V 3 phase power


OPTIONAL

- Hydraulic blade tension
- Hydraulic top clamping
- Dropsa air/oil clean lubrication system
- Micromist cooling
- 10ft roller table
- 10ft motorized roller table

S-SMART C 22-26		Metric	US
Capacity at 0°	Round	560 mm	22" in
	Flat (H x W)	560 x 670 mm	22" x 26.4" in
	Square	560 mm	22" in
Cutting Speeds		20 - 100 m/min	65 - 328 ft/min
Band Dims.		6000 x 41 mm	236.2" x 1.5" in
Main Motor		5.5 kW	7.5 HP
Hydraulic Motor		1.1 kW	1.5 HP
Weight		3500 kg	7716 lbs
Machine Dims.	Length	3500 mm	138" in
	Width	2200 mm	87" in
	Height	2050 mm	81" in



S-SMART™ CS 24-42



Automatic Column Type Straight Cutting Bandsaw

STANDARD

- NC control panel
- Blade brush
- Double action hydraulic fixed vise
- Double action hydraulic feeding vise with servo motor traveling
- Split vise
- Security switch
- Planetary gearbox
- Infinite variable speed inverter
- Sensitive pressure control
- Hydromechanical blade tension
- Linear guide rails
- Optical saw height adjustment
- Coolant pump
- 230V or 440V 3 phase power


OPTIONAL

- Hydraulic blade tension
- Hydraulic top clamping
- Dropsa air/oil clean lubrication
- Hexagonal vise for bundle cutting
- Microspray cooling
- 10ft roller table
- 10ft motorized roller table

S-SMART CS 24-42		Metric	US
Capacity at 0°	Round	650 mm	26" in
	Flat (H x W)	600 x 1050 mm	24" x 42" in
	Square	600 mm	24" in
Cutting Speeds		20 - 100 m/min	65 - 328 ft/min
Band Dims.		8400 x 54 mm	322.8" x 2" in
Main Motor		11.5 kW	15 HP
Hydraulic Motor		4 kW	5.4 HP
Weight		6580 kg	16390 lbs
Machine Dims.	Length	4250 mm	167" in
	Width	1950 mm	77" in
	Height	2600 mm	103" in

Due to ongoing product development, machine specifications can change at any time

844-768-4636 / www.RMTUS.com 35



Roll Feed Double Column Type Straight Cutting Bandsaw


STANDARD

- NC control panel - batch cutting
- Roll feeding vise system
- PLC controlled encoder measuring system
- Blade brush
- Hydraulic vise
- Security switch
- Automatic optical height adjustment
- Heavy duty planetary gearbox drive
- Infinite variable speed inverter
- Sensitive pressure control (from fine to more pressure than saw head)
- Hydraulic blade tensioning
- Coolant system
- Synchronization of vise and movable guide arm
- 48" Heavy duty roller conveyor
- 2 Degree inclined blade
- 230V or 440V 3 phase incoming power


OPTIONAL

- Hydraulic top clamping
- Dropsa air/oil clean lubrication system
- Micromist cooling
- 10ft roller table
- 10ft motorized roller table

S-SMART RFC 31-32		Metric	US
Capacity at 0°	Round	800 mm	31" in
	Flat (H x W)	800 x 820 mm	31" x 32" in
	Square	800 mm	31" in
Cutting Speeds		20 - 100 m/min	788 - 3940 I.P.M.
Band Dims.		8200 x 54 mm	322.8" x 2" in
Main Motor		11.5 kW	15 HP
Hydraulic Motor		1.5 kW	2 HP
Weight		7450 kg	16390 lbs
Machine Dims.	Length	4070 mm	160" in
	Width	4710 mm	185" in
	Height	2560 mm	101" in



S-SMART™ CS 31-33



Automatic Column Type Straight Cutting Bandsaw

STANDARD

- NC control panel
- Blade brush
- Hydraulic vise
- Hydraulic feeding vise
- Split vise
- Security switch
- Height adjustment switch
- Material length stop
- SITI heavy duty gearbox
- Infinite variable speed inverter
- Sensitive pressure control
- Hydromechanical blade tension
- Coolant pump
- Linear guide rails
- Proximity switch for sensing blade slippage
- 230V or 440V 3 phase power


OPTIONAL

- Hydraulic blade tension
- Hydraulic top clamping
- Dropsa air/oil clean lubrication system
- Micromist cooling
- 10ft roller table
- 10ft motorized roller table

S-SMART CS 31-33		Metric	US
Capacity at 0°	Round	820 mm	32" in
	Flat (H x W)	800 x 850 mm	31" x 32" in
	Square	820 mm	32" in
Cutting Speeds		20 - 100 m/min	788 - 3940 I.P.M.
Band Dims.		8200 x 54 mm	322.8" x 2" in
Main Motor		11.5 kW	15 HP
Hydraulic Motor		1.5 kW	2 HP
Weight		7450 kg	16390 lbs
Machine Dims.	Length	4070 mm	160" in
	Width	4710 mm	185" in
	Height	2560 mm	101" in

Due to ongoing product development, machine specifications can change at any time

844-768-4636 / www.RMTUS.com 37



Automatic Column Type Straight Cutting Bandsaw

STANDARD


- NC control panel
- Blade brush
- Hydraulic vise
- Hydraulic feeding vise
- Split vise
- Security switch
- Height adjustment switch
- Material length stop
- SITI heavy duty gearbox
- Infinite variable speed inverter
- Sensitive pressure control
- Hydromechanical blade tension
- Coolant pump
- Linear guide rails
- Proximity switch for sensing blade slippage
- 230V or 440V 3 phase power

OPTIONAL

- Hydraulic blade tension
- Hydraulic top clamping
- Dropsa air/oil clean lubrication system
- Micromist cooling
- 10ft roller table
- 10ft motorized roller table



S-SMART CS 60-60		Metric	US
Capacity at 0°	Round	1500 mm	60" in
	Flat (H x W)	1500 x 1510 mm	60" x 60" in
	Square	1500 mm	60" in
Cutting Speeds		10 - 70 m/min	396 - 2760 I.P.M.
Band Dims.		13300 x 80 mm	511.8" x 3" in
Main Motor		15 kW	20 HP
Hydraulic Motor		7.5 kW	10 HP
Weight		21645 kg	47719 lbs
Machine Dims.	Length	6000 mm	236" in
	Width	2400 mm	95" in
	Height	3850 mm	152" in



S-GENIUS™ CS 16-16



Fully Automatic Servo Column Type Straight Cutting Bandsaw

STANDARD

- Warning lamp
- Hydraulic blade tensioning
- Cleaning hose
- Touch screen with CNC cutting program
- Servo motor
- Split vise
- Arm tightening piston
- Bow servo shaft
- Hydraulic tension-opening button
- Inverter
- Security switch
- Saw blade 41
- Linear way
- Hydraulic vise cylinder
- Motorized saw blade brush
- Optical rapid approach
- Proximity switch for sensing blade slipping
- Heavy duty gearbox
- LED lamp
- 230V or 440V 3 phase power


OPTIONAL

- Hexagonal vise
- Hydraulic top clamping
- Microspray device

S-GENIUS CS 16-16		Metric	US
Capacity at 0°	Round	420 mm	16.5" in
	Flat (H x W)	420 x 420 mm	16.5" x 16.5" in
	Square	420 x 420 mm	16.5" x 16.5" in
Cutting Speeds		15 - 120 m/min	49 - 394 ft/min
Band Dims.		5750 x 41 mm	226" x 1.6" in
Main Motor		7.5 kW	10 HP
Hydraulic Motor		1.1 kW	1.5 HP
Coolant Motor		0.2 kW	0.27 HP
Chip Conveyor Motor		0.25 kW	0.34 HP
Servo Motor		1.5 kW	2 HP
Bow Lifting Motor		1.5 kW	2 HP
Weight		3300 kg	7275 lbs
Machine Dims	Length	2860 mm	113" in
	Width	1980 mm	78" in
	Height	2100 mm	83" in

Due to ongoing product development, machine specifications can change at any time

844-768-4636 / www.RMTUS.com 39



Fully Automatic Servo Column Type Straight Cutting Bandsaw

STANDARD

- NC control panel
- Motorized blade brush
- Hydraulic vise
- Servo motor feeding vice 27" stroke
- Linear guide rails
- Servo motor driven ballscrew down-feed system (CNC smart cutting)
- Split vise
- Security switch
- Heavy duty planetary gearbox
- Infinite variable speed inverter
- Hydraulic blade tension
- Blade deflection sensor
- Coolant pump
- Optical saw height adjustment
- Proximity switch for sensing blade slippage
- Chip conveyor
- 230V or 440V 3 phase power

OPTIONAL

- Hydraulic top clamping
- Dropsa air/oil clean lubrication system
- Micromist cooling
- 10ft roller table
- 10ft motorized roller table
- Servo motor feeding vise 120" stroke



Optional Enclosure



Optional 10' Travel Servo Feeding System

S-GENIUS CS 22-23 CNC		Metric	US
Capacity at 0°	Round	570 mm	22.4" in
	Flat (H x W)	570 x 600 mm	22.4" x 23.6" in
	Square	570 mm	22.4" in
Cutting Speeds		20 - 153 m/min	65 - 500 ft/min
Band Dims.		7400 x 54 mm	291.3" x 2.12" in
Main Motor		15 kW	20 HP
Hydraulic Motor		1.1 kW	1.5 HP
Coolant Motor		0.12 kW	0.16 HP
Chip Conveyor Motor		0.25 kW	0.33 HP
Servo Motor		1.5 kW	2 HP
Bow Lifting Motor		2 kW	2.68 HP
Weight		5250 kg	11574 lbs
Machine Dims	Length	3500 mm	138" in
	Width	2000 mm	79" in
	Height	2700 mm	107" in



STANDARD & OPTIONS

FEATURES

	S-ECO PDM 9-12	S-ECO PDM 10-14	S-ECO PM 12-13	S-FAB PM 12-24	S-FAB PDM 14-24	S-FAB PDM 17-24	S-FAB PDM 17-24 NC	S-FAB CDM 14-25	S-FAB CDM 18-25	S-FAB CM 21-29	S-FAB CDM 21-32	S-FAB CDM 26-39	S-FAB CM 30-31	S-FAB C 40-40	S-FAB C 51-51	S-FAB C 60-60	S-SMART P 11-12	S-SMART PM 12-24	S-SMART CS 13-14 NC	S-SMART C 18-24	S-SMART C 22-26	S-SMART CM 21-26	S-GENIUS CS 22-23 CNC
1- Control Panel	S	S	S	S	S	S		S	S	S	S		S	S	S	S	S			S			
2- Control Panel NC							S					S						S	S		S	S	
3- Blade Brush	S	S	S	S	S	S	S	S	S	S	S		S	S	S		S	S	S	S	S	S	S
4- Motorized Blade Brush												S				S							S
5- Hydraulic Vise				O	S	S	S	S	S	S	S	S	S	S	S	S	S	S	S	S	S	S	S
6- Hydraulic Feeding Vise																		S	S	S	S	S	
7- Split Vise																				S	S	S	S
8- Second Vise															O	S							
9- Material Length Stop	S	S	S	S	S												S			S			
10- Security Switch	S	S	S	S	S	S	S	S	S	S	S	S	S	S	S	S	S	S	S	S	S	S	S
11- Height Adjustment Switch				S	S	S	S							S			S	S		S			
12- Siti Heavy Duty Gearbox		S	S	S	S	S	S	S	S	S	S	S	S	S	S	S	S	S	S	S	S	S	
13- Inverter	O	O	S	S	S	S	S	S	S	S	S	S	S	S	S	S	S	S	S	S	S	S	S
14- Sensitive Pressure Control				S	S	S	S	S	S	S	S	S	S	S	S	S	S	S	S	S	S	S	
15- Hydromechanical Blade Tension	S	S	S	S	S	S	S	S	S	S	S	S	S	S			S	S	S	S	S	S	
16- Hydraulic Blade Tension				O	O	O	O	O	O	O	O	O	O	O	S	S	O	O	O	O	O	O	S
17- Coolant Pump	S	S	S	S	S	S	S	S	S	S	S	S	S	S	S	S	S	S	S	S	S	S	S
18- Mechanical Top Clamping																	S						
19- Hydraulic Top Clamping				O				O	O	O	O	O	O	O	O	O	O	O	O	O	O	O	O
20- Turn Table Brake											S	S	S										
21- Chip Conveyor											O	S			S	S						O	S
22- Turn Table											S	S											
23- Anti Vibration Cylinder					S	S	S										S	S					
24- Digital Angle Display										S													
25- Linear Guide Rails								S	S	S	S	S	S	S	S				S	S	S	S	S
26- Micromist Cooling	O	O	O	O	O	O	O	O	O	O	O	O	O	O	O	O	O	O	O	O	O	O	O
27- Stand	O	O																					
28- 4ft Roller Table			S	S						S			S				S						
29- 10ft Roller Table	O	O	O	O	O	O	O	O	O	O	O	O	O	O	O	O	O	O	O	O	O	O	O
30- 10ft Motorized Roller Table	O	O	O	O	O	O	O	O	O	O	O	O	O	O	O	O	O	O	O	O	O	O	O
31- Optical Saw Height Adjustment					S			S	S	S	S	S	S	S	S				S		S	S	S
32- Laser Line					O	O	O	O	O	O	O	O	O	O	O								
33- Proximity Switch for Sensing Blade Slippage											S	S	S		S	S			S	S	S	S	S
34- Control Panel CNC																							S
35- Servo Motor Feeding Vise 27" Stroke																							S
36- Blade Deflection Sensor																							S
37- Servo Motor Driven Ballscrew Down-Feed System (CNC Smart Cutting)																							S
38- Heavy Duty Planetary Gearbox																							S
39- Servo Motor Feeding Vise 120" Stroke																	O	O	O	O	O	O	O
40- Dropsa Air/Oil Clean Lubrication System	O	O	O	O	O	O	O	O	O	O	O	O	O	O	O	O	O	O	O	O	O	O	O

Due to ongoing product development, machine specifications can change at any time.



1- CONTROL PANEL



2- CONTROL PANEL NC



3- BLADE BRUSH



4- MOTORIZED BLADE BRUSH



5- HYDRAULIC VISE



6- HYDRAULIC FEEDING VISE



7- SPLIT VISE



8- SECOND VISE



9- MATERIAL LENGTH STOP



10- SECURITY SWITCH



11- HEIGHT ADJUSTMENT SWITCH



12- SITI HEAVY DUTY GEARBOX



13- INVERTER (VARIABLE SPEED)



14- SENSITIVE PRESSURE CONTROL



15- HYDROMECHANICAL BLADE TENSION



16- HYDRAULIC BLADE TENSION



17- COOLANT PUMP



18- MECHANICAL TOP CLAMPING



19- HYDRAULIC TOP CLAMPING



20- TURN TABLE BRAKE



21- CHIP CONVEYOR



22- TURN TABLE



23- ANTI VIBRATION
CYLINDER



24- DIGITAL ANGLE DISPLAY



25- LINEAR GUIDE RAIL



26- MICROMIST COOLING



27- STAND



28- 4 ft ROLLER TABLE



29- 10 ft ROLLER TABLE



30- 10 ft MOTORIZED
ROLLER TABLE



31- OPTICAL SAW HEIGHT
ADJUSTMENT



32- LASER LINE



33- PROXIMITY SWITCH FOR
SENSING BLADE SLIPPAGE



34- CONTROL PANEL CNC



35- SERVO MOTOR FEEDING
VICE 27" STROKE



36- BLADE DEFLECTION
SENSOR



37- SERVO MOTOR DRIVEN
BALLSCREW DOWNFEED S YSTEM
(CNC SMART CUTTING)



38- HEAVY DUTY
PLANETARY GEARBOX



39- SERVO MOTOR FEEDING
VICE 120" STROKE



40- DROPSA AIR/ OIL CLEAN
LUBRICATION SYSTEM



RMT BANDSAWS



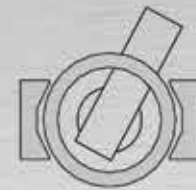
RMT WEBSITE



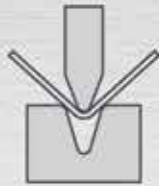
Hydraulic Presses



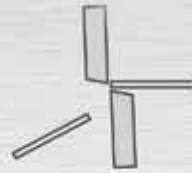
Fiber Lasers



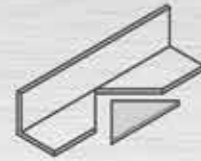
PSM Pipe Lathe



Press Brakes



Shears



Ironworkers

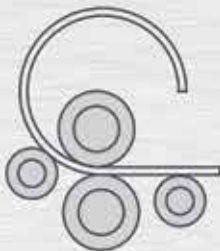
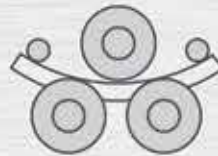
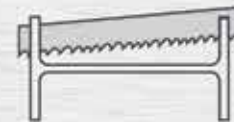


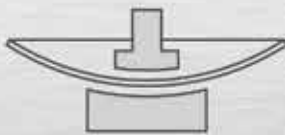
Plate Rolls



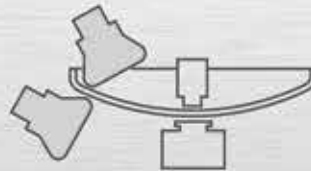
Angle Rolls



Bandsaws



Dishing Presses



Flanging Machines



Drilling Machines

"If you need a machine and don't buy it, you'll find that you have paid for it anyway, but don't have it."

Henry Ford

Revolution Machine Tools
385 N 700 W
North Salt Lake, UT 84054

www.RMTUS.com
info@rmtus.com

Phone: 844.RMT.INFO
844.768.4636

KYSON

844-768-4636 / www.RMTUS.com